

How to use online archives of Rotterdam, Netherlands

By

Willem H. Marda

Activate the Internet:

FamilySearch.org - Family History and Genealogy Records - Windows Internet Explorer

http://www.familysearch.org/eng/default.asp

File Edit View Favorites Tools Help

★ Favorites | British ▼ Canada & USA ▼ International ▼ News ▼ Search Engines ▼ World ▼ Featured Internet E... ▼ Suggested Sites ▼ Web Slice Gallery ▼

FamilySearch.org - Family History a...

FAMILYSEARCH A service

Home Search Records Index Records Share Research Helps Library Help

Free Family History, Family Tree, and Genealogy Records and Resources from Around the World

Search Records for Your Ancestors
Online birth, marriage, death, census, church and other indexes.

First and Middle Name(s) Last or Family Name

Life Event Year Year Range

Country or Region

Search Advanced Search

Start Your Family History
Get started with research guidance by location, forms, maps, guides and free online resources. Search records and indexes for more information.

Get started

What's New
Help create free public access to U.S. census indexes
See prototype for searching millions of records
Family History Lesson Series provides useful guides

Family History Library
Free Online Classes
Research Series and Special Events
Monthly Class Schedules
African American Family History Resources
Jewish Family History Resources
Hispanic Family History Resources
Recursos de Historia Familiar (Español)

Free PAF Family History Software
Personal Ancestral File (PAF) is a free genealogy and family history program. PAF allows you to quickly and easily collect, organize and share your family history and genealogy information.
→ Download PAF

News & Events
→ See All

Find a Family History Center
U.S. & Canada, enter a state or province. **Find**

Free Color Charts with PAF Companion
Print your family tree in colorful ancestor and descendant charts. PAF Companion is easy and fully.


Example 1

At home your main internet screen will look different from the one you see here at the Family History Library computers.

Now type: <http://www.gemeentearchief.rotterdam.nl> in the address box



Example 2

and press Enter-key on keyboard or click on green arrow () in upper right hand area of screen. See red arrow in Example 2. Next the Homepage for the Rotterdam archives appears on the monitor screen which looks as follows:



Example 3

In the upper right corner of the screen you will see some icons with words under them which look as shown below:



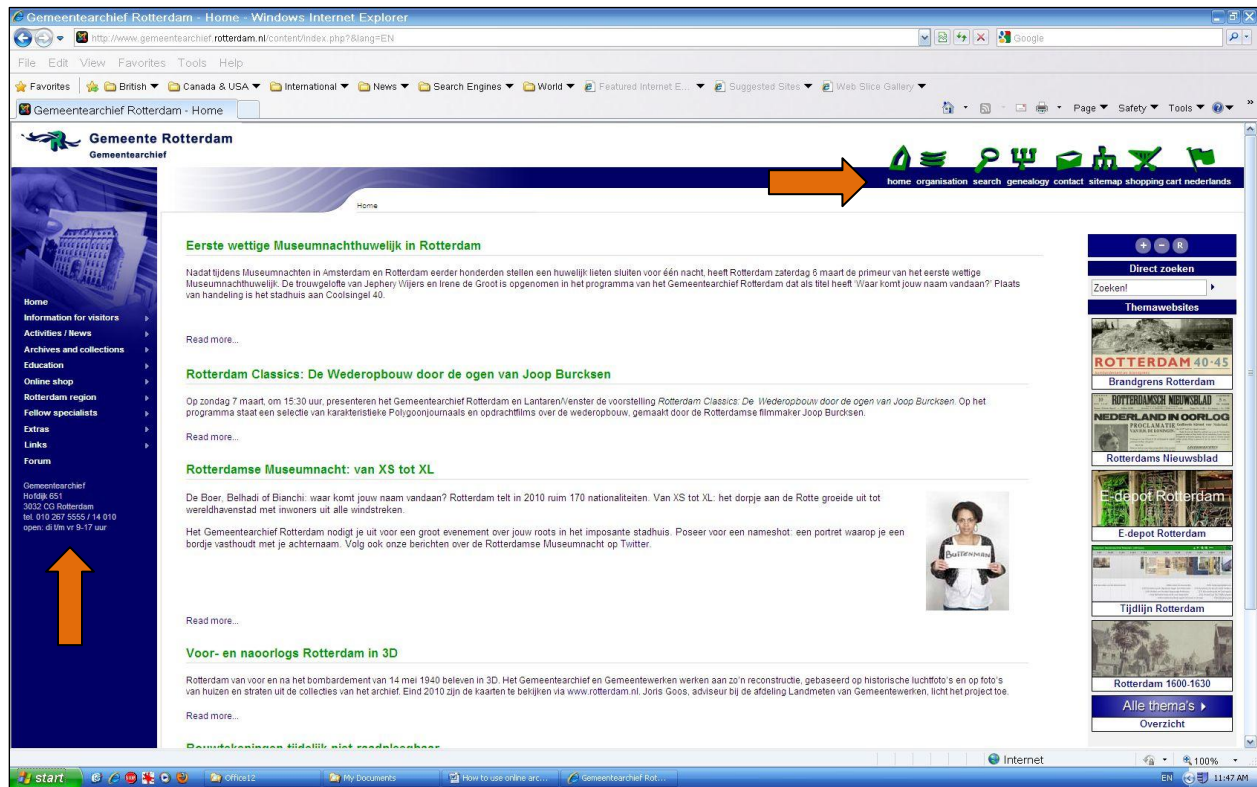
Example 4

When you click on the word English or the flag icon the words will be converted over into English, see example below:



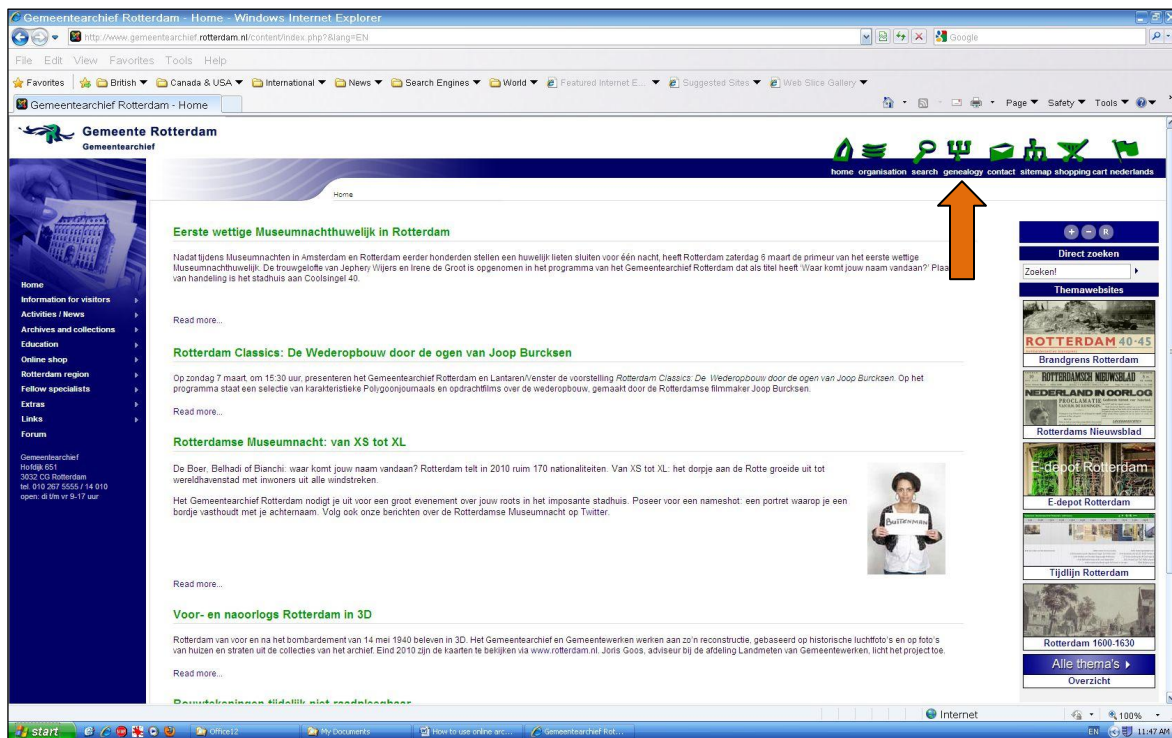
Example 5

This action will also translate the words in the left hand margin, which is dark blue, and also the instructions on ensuing pages. However, it will not change the information from Dutch to English of the Homepage.



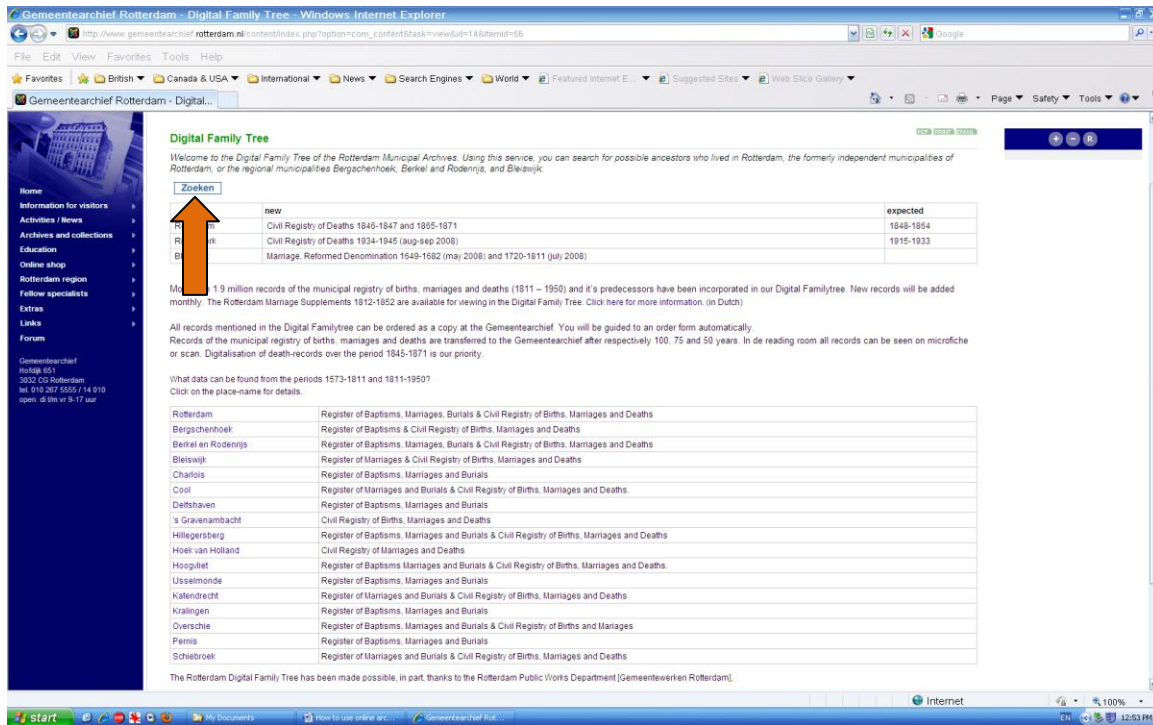
Example 6

To continue click on the word genealogy or the corresponding icon see arrow in example below:



Example 7

The following screen appears showing a listing of records that are available.




Example 8

Now click on the word Zoeken which means Search in Dutch, see arrow above.

After clicking on Zoeken the following screen will be displayed:

Example 9

Here is part of that screen in enlarged format for easy reading in this document:

Church registers of baptisms, marriages and funerals to 1811	<input type="checkbox"/> Baptism <input type="checkbox"/> Marriage <input type="checkbox"/> Burial
Registry Office from 1812	<input type="checkbox"/> Birth <input type="checkbox"/> Marriage <input type="checkbox"/> Divorce <input type="checkbox"/> Death
Period	<input type="text" value="1575"/> - <input type="text" value="1959"/>
Town / City	<input type="text" value="All cities"/> 
Family name / patronymic	<input type="text"/> ?
Infix	<input type="text"/>
First name	<input type="text"/>
<div> <input type="button" value="Help"/> <input type="button" value="Search"/> <input type="button" value="Reset"/> <input type="button" value="Advanced search"/> </div>	

Example 10

Rotterdam has made Extracts available free of charge taken from church records from 1575-1811 and Civil records from 1812-1959. You just have to mark the appropriate box or boxes and fill out the period for which you desire to make a search. Next item is the Town/City that your ancestor was born, married or died in. You may skip that item and leave All Cities in that box and you will see extracts for various cities under the jurisdiction of Rotterdam. Below is shown a list of the cities whose records can be viewed:

Church registers of baptisms, marriages and funerals to 1811 ☐ Baptism ☐ Marriage ☐ Burial

Registry Office from 1812 ☐ Birth ☐ Marriage ☐ Divorce ☐ Death

Period -

Town / City

Family name / patronymic

Infix

First name

Example 11

If you want to zero in on a particular city just move the cursor to the city of your choice and click.

Next fill in the family (last) name or surname of your ancestor for whom you are trying to locate some information. Next is the Infix sometimes called a Prefix and finally the first name(s) or the given name(s) of the person for whom you are looking.

A few things need to be explained for those not too familiar with the Dutch language.

Many names in the Netherlands have Infixes or Prefixes which are not really physically attached to the name but are nevertheless an integral part of the Last Name. Examples of Infixes or Prefixes are: van, van de, van der, de, der, des, ter, 't, etc. Here is an example of a name with an Infix: **van der Meulen**. Here in the USA we usually write such a name as one word: Vandermeulen but not so in the Netherlands. Such names are always alphabetized under the main part of the Last Name never under the Infix or Prefix. Thus, van der Meulen will be listed under Meulen and you have to enter Meulen in the slot for family name. The "van der" part of

the name is usually found in one of two places: 1) right after the main part of the last name, thus: Meulen van der, or 2) after the last name and any given name(s) , thus: Meulen, Johannes van der. These are the two possibilities that you may encounter. Here in the Rotterdam archive you have a separate box for the Infix. If there is no Infix or Prefix in the name of the person you are looking for, leave the Infix box blank!

Below is a screen that has been filled out with name for whom a search needs to be made.

Church registers of baptisms, marriages and funerals to 1811 ☐ Baptism ☐ Marriage ☐ Burial

Registry Office from 1812 ☒ Birth ☐ Marriage ☐ Divorce ☐ Death

Period -

Town / City

Family name / patronymic ?

Infix

First name

[Help](#) ? [Search](#) [Reset](#) [Advanced search](#)

Example 12

Now click on Search and the following information will be displayed if it is available:

1 hits have been found.

Click the icon of the required item to see the full source reference. If you want to sort the results, click on the columnname you want to sort. If you click this columnname again after it has been sorted, then it will sort descending.

No	Name	Date	Source	Role	Place
1	Josephus Gerardus van der Meulen	04-05-1857	birth	Child	Rotterdam

[Search again](#) [←](#)

1

Example 13






If no information was found you may have to Search again using different criteria. Here we found the data for whom we were looking. In order to see more details on this person click either on the name or the box in front of the name (it is actually an icon of a document).

The new screen displays the names of both father and mother, the actual date of birth, the birth city and the Birth Certificate number (akte nr. 1498).

Child	Josephus Gerardus van der Meulen	
Father	Johannes Adrianus van der Meulen	
Mother	Maria Gerardina Beekhuijzen	
Place	Rotterdam	
Date of birth	04-05-1857	
Remarks	akte nr. 1498	
Bron	Rotterdam 1857 b173	
Gewenste vorm	<input type="text" value="papier"/>	
Order copy 	Report error	
Previous	Back to results 	Next

Example 14

NOTE: Akte = Certificate, nr.= abbreviation for number in Dutch.

Child	Josephus Gerardus van der Meulen	
Father	Johannes Adrianus van der Meulen	
Mother	Maria Gerardina Beekhuijzen	
Place	Rotterdam	
Date of birth	04-05-1857	
Remarks	akte nr. 1498	
Bron	Rotterdam 1857 b173	
Gewenste vorm	<div><input type="text" value="papier"/></div> <div><input type="text" value="papier"/> digitale scan per e-mail</div>	
Order copy 	Back to results 	Next
Previous 		

Example 15

If you want a hard copy or a digital copy via e-mail, click on the little down arrow, see example above.



Next you must click on the box that states "Order copy". There most likely will be a charge for for either the hard copy or the digital copy via e-mail. To return to your request click on the box "Back to results" which is shown in Example 13.

Here is an example of a MARRIAGE in Rotterdam. We have used the father of the person whose birth information we found. The father's name was Johannes Adrianus van der Meulen. Here is the initial search screen.

Church registers of baptisms, marriages and funerals to 1811 ☐ Baptism ☐ Marriage ☐ Burial

Registry Office from 1812 ☐ Birth ☒ Marriage ☐ Divorce ☐ Death

Period 1850 - 1860

Town / City All cities  

Family name / patronymic Meulen ?

Infix van der

First name Johannes Adrianus

[Help](#) [?](#) [Search](#) [Reset](#) [Advanced search](#)

Example 16

Note, that a specific city was not indicated this time. Here is the result of the search:

1 hits have been found.

Click the  icon of the required item to see the full source reference. If you want to sort the results, click on the columnname you want to sort. If you click this columnname again after it has been sorted, then it will sort descending.

No	Name	Date	Source	Role	Place
 1	Johannes Adrianus van der Meulen	03-08-1853	wedding	Groom	Rotterdam

 [Search again](#) 

1

Example 17

Once again click on either the name or the little box in front of the name (it is actually an icon of a document).

Here is the screen that will show the marriage information:

Groom	Johannes Adrianus van der Meulen , from Rotterdam 22 years
Father	Jan Hendrik van der Meulen
Mother	Woutertje Rofs
Bride	Maria Gerardina Beekhuizen , from Rotterdam 21 years
Father	N.n. N.n.
Mother	Elizabeth Beekhuizen
Place	Rotterdam
Marriage date	03-08-1853
Bron	Rotterdam 1853 a39v
Gewenste vorm	<input type="text" value="papier"/>
<input type="button" value="Order copy"/> <input type="button" value="Report error"/>	

Example 18


It gives you the name of the bride and groom and their ages at time of marriage. It also gives you the names of the parents as far as these are available. Again you can order a paper copy or a digital copy via e-mail. It also give you the Source (=Bron) Rotterdam 1853 a39v but no Certificate number is given which happens every so often.

(left blank on purpose)

Here is an example of a DEATH in Rotterdam. The father's name of the child that passed away is Johannes Adrianus van der Meulen. The child in question is Maria Gerardina van der Meulen. She was born 25 Jan 1859. Here is the initial search screen.

Exam


Church registers of baptisms, marriages and funerals to 1811	<input type="checkbox"/> Baptism	<input type="checkbox"/> Marriage	<input type="checkbox"/> Burial	
Registry Office from 1812	<input type="checkbox"/> Birth	<input type="checkbox"/> Marriage	<input type="checkbox"/> Divorce	<input checked="" type="checkbox"/> Death
Period	1859 - 1870			
Town / City	Rotterdam			
Family name / patronymic	Meulen			
Infix	van der			
First name	Maria Gerardina			
<div>Help ? Search Reset Advanced search</div>				




Example 19

Everything for this person is filled out. Now click on search and the following screen will appear.

2 hits have been found.

Click the  icon of the required item to see the full source reference. If you want to sort the results, click on the columnname you want to sort. If you click this columnname again after it has been sorted, then it will sort descending.



No	Name	Date	Source	Role	Place
 1	Maria Gerardina van der Meulen	19-06-1859	deceased	Deceased	Rotterdam
 2	Maria Gerardina van der Meulen	02-04-1864	deceased	Deceased	Rotterdam

 [Search again](#) 

1


Example 20

Here we have a dilemma: two young ladies with the same name who passed away. Quite often they will indicate how old a child is at time of death. So that may help. Let us take a look. We know that she was born 25 Jan 1859.

Deceased	Maria Gerardina van der Meulen , age 5 maanden
Father	Johannes Adrianus van der Meulen
Mother	Maria Gerardina Beekhuijzen
Place	Rotterdam
Date of death	19-06-1859
Remarks	akte nr. 1691
Birthplace	Rotterdam
Bron	Rotterdam 1859 d026
Gewenste vorm	<input type="text" value="papier"/>
Order copy 	Report error
Previous	Back to results 
	Next

Example 21

She was about 5 months (=maanden) old at time of death, as she died in June of 1859 she must have been born in January of 1859. Thus, this child is most likely to be the one we are looking for.

2 hits have been found.
Click the  icon of the required item to see the full source reference. If you want to sort the results, click on the columnname you want to sort. If you click this columnname again after it has been sorted, then it will sort descending.

No	Name	Date	Source	Role	Place
 1	Maria Gerardina van der Meulen	19-06-1859	deceased	Deceased	Rotterdam
 2	Maria Gerardina van der Meulen	02-04-1864	deceased	Deceased	Rotterdam

 [Search again](#) 

1

Example 22

Now let us click on the second child that died and view what her Death Certificate says

Here is the death information on the second young lady.

Deceased	Maria Gerardina van der Meulen , age 20 dagen	
Father	Johannes Adrianus van der Meulen	
Mother	Maria Gerardina Beekhuijzen	
Place	Rotterdam	
Date of death	02-04-1864	
Remarks	akte nr. 1259	
Birthplace	Rotterdam	
Bron	Rotterdam 1864 b115	
Gewenste vorm	<input type="text" value="papier"/>	
Order copy 	Report error	
Previous	Back to results 	Next

Example 23

It indicates that she died twenty days (=dagen) after her birth. By examining her death date it can easily be seen that this child is not the one you are looking for, hence it is the first young lady by this name for whom you were searching.

This is the final segment of usage of the Rotterdam archives website.

Below are a few words in Dutch with their English counterparts that may be useful to you.

dag = day, dagen = days

week = week, weken = weeks

maand = month, maanden = months

jaar = year, jaren = years

akte = certificate, akten = certificates